






BRACING PLAN FIRST FLOOR

SCALE 1/4" = 1'-0"

-  4 FT OF GYPSUM WALLBOARD APPLIED TO BOTH SIDES OF WALL OR DIAGONAL BRACING
-  CONTINUOUSLY SHEATHED per COMM 2125(9)(c) 243 w/ 2 FT RETURNS
-  4 FT OF WOOD PANEL SHEATHING OR DIAGONAL BRACING
-  CONTINUOUSLY SHEATHED per COMM 2125(9)(c) 5 FIG 2125-K w/ 2 FT RETURNS

Dan & Lori O'Brien
17350 W Greenfield Ave
Brookfield, WI 53045

1ST FLOOR	1535 sq. ft.
2ND FLOOR	1852 sq. ft.
TOTAL	3487 sq. ft.
GARAGE	900 sq. ft.
DRAWN BY	SHO Haus Design



13 JUNE 2009

B.1

NO PART OF THESE PLANS MAY BE REPRODUCED, ELECTRONICALLY OR MECHANICALLY WITHOUT PERMISSION OF HEAVEN HOUSE, THE O'BRIEN FAMILY OR DAVE HANKE