






BRACING PLAN SECOND FLOOR

SCALE 1/4" = 1'-0"

-  4 FT OF GYPSUM WALLBOARD APPLIED TO BOTH SIDES OF WALL OR DIAGONAL BRACING
-  CONTINUOUSLY SHEATHED per COMM 2125(9Xc) 243 w/ 2 FT RETURNS
-  4 FT OF WOOD PANEL SHEATHING OR DIAGONAL BRACING
-  CONTINUOUSLY SHEATHED per COMM 2125(9Xc) 5 FIG 2125-K w/ 2 FT RETURNS

Dan & Lori O'Brien
 17350 W Greenfield Ave
 Brookfield, WI 53045

1 ST FLOOR	1535 sq ft.
2 ND FLOOR	1552 sq ft.
TOTAL	3451 sq ft.
GARAGE	900 sq ft.
DRAWN BY	SHC Haus Design



13 JUNE 2009

B.2

NO PART OF THESE PLANS MAY BE REPRODUCED, ELECTRONICALLY OR MECHANICALLY WITHOUT PERMISSION OF HEAVEN HOUSE, THE O'BRIEN FAMILY OR DAVE HANZL